

Navian Marketing Report

RF Devices/Modules For Cellular Terminal

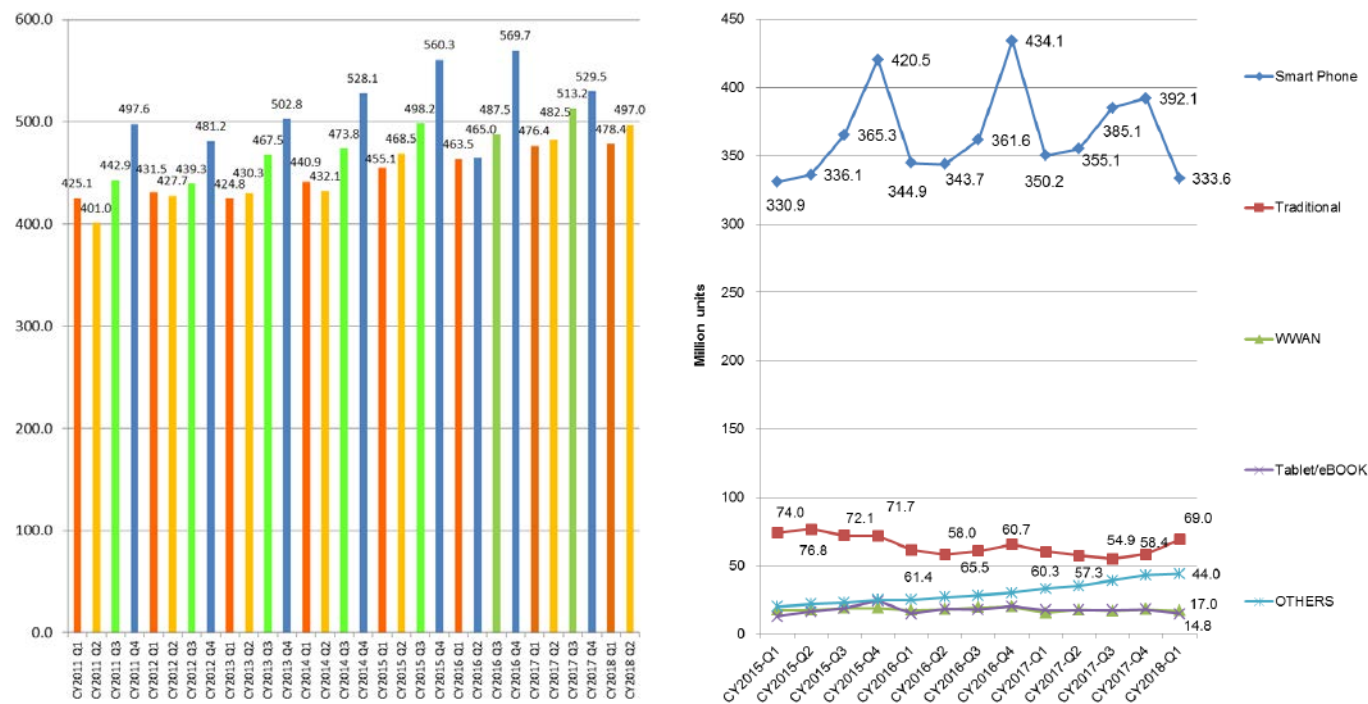
Quarterly Market Report Q2 2018

2018年12月8日発刊

本レポートで対象とする Cellular Terminal 用高周波部品・モジュール

- ① Front end Module (ASM・RX Module・TX Module・PAiD・FEMiD・All-in-One FEM・PAMiD・FILTER BANK・Duplexer Bank・Multiplexer・A-Multiplexer)
- ② Antenna Switch (Main RF/Diversity) Power Amplifier Module
- ④ Duplexer
- ⑤ Band Pass Filter
- ⑥ TCXO

Cellular Terminal の製品タイプ別及び規格別出荷構成比 四半期推移




Non-Voice

Voice

Report Sample

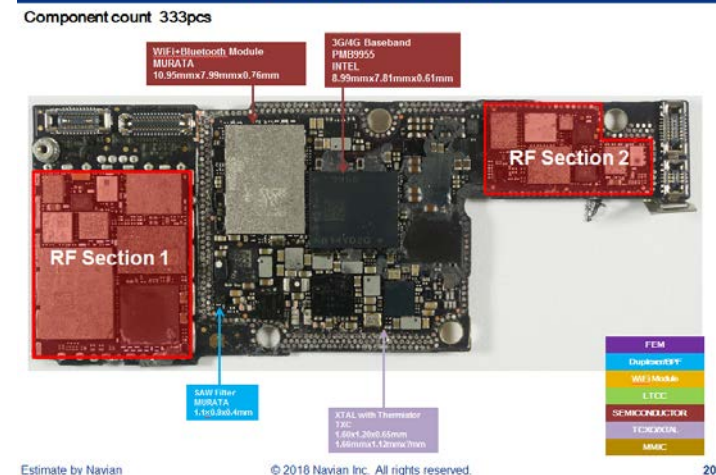
2Q 2018: Diversity FEM Market Size



Company	CY2015-Q1	CY2015-Q2	CY2015-Q3	CY2015-Q4	CY2016-Q1	CY2016-Q2	CY2016-Q3	CY2016-Q4	CY2017-Q1	CY2017-Q2	CY2017-Q3	CY2017-Q4	2Q 2018
SKYWORKS	100.0	100.0	100.0	100.0	100.0	100.0	100.0	100.0	100.0	100.0	100.0	100.0	100.0
QORVO	0.0	0.0	0.0	0.0	0.0	0.0	0.0	0.0	0.0	0.0	0.0	0.0	0.0
MURATA	0.0	0.0	0.0	0.0	0.0	0.0	0.0	0.0	0.0	0.0	0.0	0.0	0.0
SONY	0.0	0.0	0.0	0.0	0.0	0.0	0.0	0.0	0.0	0.0	0.0	0.0	0.0
OTHERS	0.0	0.0	0.0	0.0	0.0	0.0	0.0	0.0	0.0	0.0	0.0	0.0	0.0
TOTAL	204.7	221.7	203.9	208.5	236.5	375.1	308.2	316.7	303.2	366.4	275.8	270.8	386.4

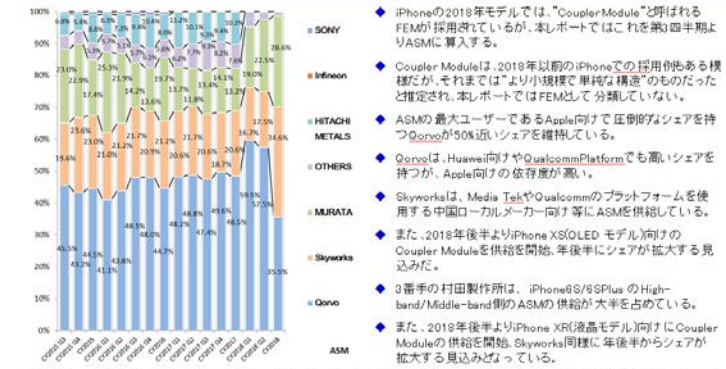
Estimate by Navian © 2018 Navian Inc. All rights reserved. 108

iPhone Xs Janpan Model A2098 Motherboard- SIDE-A



Estimate by Navian © 2018 Navian Inc. All rights reserved. 203


ASM Market Share for Q2 CY2018 Result & CY2018 Forecast



Company	CY2015-Q1	CY2015-Q2	CY2015-Q3	CY2015-Q4	CY2016-Q1	CY2016-Q2	CY2016-Q3	CY2016-Q4	CY2017-Q1	CY2017-Q2	CY2017-Q3	CY2017-Q4	2Q 2018
SONY	21.9%	21.9%	21.9%	21.9%	21.9%	21.9%	21.9%	21.9%	21.9%	21.9%	21.9%	21.9%	21.9%
Infinion	21.9%	21.9%	21.9%	21.9%	21.9%	21.9%	21.9%	21.9%	21.9%	21.9%	21.9%	21.9%	21.9%
HITACHI METALS	21.9%	21.9%	21.9%	21.9%	21.9%	21.9%	21.9%	21.9%	21.9%	21.9%	21.9%	21.9%	21.9%
QORVO	21.9%	21.9%	21.9%	21.9%	21.9%	21.9%	21.9%	21.9%	21.9%	21.9%	21.9%	21.9%	21.9%
SKYWORKS	21.9%	21.9%	21.9%	21.9%	21.9%	21.9%	21.9%	21.9%	21.9%	21.9%	21.9%	21.9%	21.9%
MURATA	21.9%	21.9%	21.9%	21.9%	21.9%	21.9%	21.9%	21.9%	21.9%	21.9%	21.9%	21.9%	21.9%
OTHERS	21.9%	21.9%	21.9%	21.9%	21.9%	21.9%	21.9%	21.9%	21.9%	21.9%	21.9%	21.9%	21.9%
TOTAL	100.0%	100.0%	100.0%	100.0%	100.0%	100.0%	100.0%	100.0%	100.0%	100.0%	100.0%	100.0%	100.0%

Estimate by Navian © 2018 Navian Inc. All rights reserved. 145

Quectel BC95-B5



Estimate by Navian © 2018 Navian Inc. All rights reserved. 221

●お申し込みは同封の FAX 申し込み用紙又は電子メール・お電話にて承ります。
 ●内容等のお問い合わせは下記担当まで、お気軽にお申し付けください。
 ■資料発刊要領

RF Devices/Modules For Cellular Terminal Quarterly Market Report Q2 2017
-CD-ROM (PDF file)-

○発刊日 2018年12月8日
 ○資料体裁 A4版 フルカラー 224スライド CD-ROM (PDF file) ※印刷物は付属いたしません
 PDF file of report/Excel data/JPEG files of Teardown photos
 ○価格 150,000円(税別) ※168,000JPN for international customers
 ※年四回分のお申し込みの場合は 498,000円(税別)
 ※上記費用はローカライゼーションを対象としています。
 ※連絡企業の総従業員数が10,000人以上の企業様では、国内の事業部門内又は部署内(子会社の場合は企業単位)のご利用に限定させていただきます。

■お問い合わせ・お申し込み先
 有限会社 ナビアン
 担当: 安藤 嘉泰 andoh@navian.co.jp
 〒167-0041 東京都杉並区善福寺 2-18-2
 TEL 03-5303-1303 FAX 03-5303-1304
 ※お支払いは、調査レポートのお届け後、弊社指定口座に現金でお振り込みください(請求書は書籍に同封)

PHASE 1. CELLULAR TERMINAL SHIPMENT AND UPDATE

1. Cellular Terminal Quarterly Shipment History
2. Cellular Terminal Quarterly Shipment by Product Type
3. Cellular Terminal Quarterly Shipment by Standard
4. Cellular Terminal Annual Shipment
5. Annual Shipment History CY2000-CY2018
6. Annual Cellular Terminal Shipment Trend by Product Type
7. Annual Cellular Terminal Shipment Trend by Cellular Standard

PHASE 2. SHIPMENT AND STATUS OF CELLULAR TERMINAL KEY MANUFACTURER

1. Cellular Terminal Shipment by Maker & Product Type
1Q 2014-2Q2018
2. Cellular Terminal Shipment by Maker & Cellular Standard
1Q 2014-2Q2018
3. Annual Cellular Terminal Market Share Trend
 - (1) Cellular Terminal Shipment by Manufacturer & Product Type
CY2014-CY2018
 - (2) Cellular Terminal Shipment by Manufacturer & Cellular Standard
CY2014-CY2018
4. RF Platform Market Share by Cellular Terminal Manufacturer
 - (1) UMTS RF Platform Market Share by Cellular Terminal Manufacturer
Quarterly data: 1Q 2014-2Q2018
Annual data: CY2013-CY2018
 - (2) UMTS RF Platform Market Share by Cellular Terminal Manufacturer
Quarterly data: 1Q 2014-2Q2018
Annual data: CY2013-CY2018

PHASE 3. RF Devices / Modules For Cellular Market Trend

1. Front End Modules
 - (1) Quarterly Front End Module Market Trend
 - (2) Annual Front End Module Market Trend by Product
 - (3) Detailed Data of Front End Module Marke
 - (4) 2Q2018 : Front End Module Market Size & Trend by Product
 - ①Antenna Switch Module
 - ②RX Module
 - ③TX Module
 - ④FEMiD
 - ⑤All-in-One FEM

- ⑥PAMiD
- ⑦PAiD
- ⑧Filter Bank
- ⑨Duplexer Bank
- ⑩Multiplexer (Quadplexer/Hexaplexer)
- ⑪Antenna –Multiplexer
2. Antenna Switches
 - (1) Antenna Switch Market Size in 2Q2018
 - Antenna Switch TOTAL Market Size
 - Antenna Switch for Main RF Market Size by Throw Count
 - Antenna Switch for Main RF Market Size by Substrate
 - Antenna Switch for Diversity Market Size by Substrate
 - (2) Quarterly Detailed Data of Antenna Switches
 - (3) Annual Market Size of Antenna Switch in CY2018
 - Market Forecast of Antenna Switch
 - Market Forecast of Antenna Switch for Main RF by Throw Count
 - Market Forecast of Antenna Switch for Main RF by Substrate
 - Market Forecast of Antenna Switch for Diversity by Substrate
 - (4) Annual Detailed Data of Antenna Switch Market
3. Power Amplifier Module
 - (1) Power Amplifier Module Market Size in 2Q2018
 - (2) Annual Market Size of Power Amplifier Module by Product Type in CY2018
 - (3) Annual Detailed Data of Power Amplifier Module Market
4. Duplexers
 - (1) Duplexer Market Size in 2Q2018
 - (2) Annual Market Size of Duplexer by Band in CY2018
 - (3) Annual Detailed Data of Duplexer Market
5. Band Pass Filters
 - (1) Band Pass Filter Market Size in 2Q2018
 - (2) Annual Market Size of Band Pass Filter in CY2018
6. TCXOs
 - (1) TCXO Market Size in 2Q2018
 - (2) Annual Market Size of TCXO in CY2018

PHASE 4. RF COMPONENT/MODULE KEY MANUFACTURER TRENDS

1. Front End Modules
 - (1) Antenna Switch Module
 - ASM Market Share for Q2 CY2018 Result & CY2018 Forecast
 - ASM Market Share Breakdown per Product Type
 - (2) RX Module

- RX Module Market Share for 2Q CY2018 Result & CY2018 Forecast
 - RX Module Market Share Breakdown per Product Type
- (3) TX Module
 - TX Module Market Share for 2Q CY2018 Result & CY2018 Forecast
 - TX Module Market Share Breakdown per Product Type
- (4) FEMiD
 - FEMiD Market Share for 2Q CY2018 Result & CY2018 Forecast
 - FEMiD Market Share Breakdown per Product Type
- (5) PAiD
 - PAiD Market Share for 2Q CY2018 Result & CY2018 Forecast
 - PAiD Market Share Breakdown per Product Type
- (6) Filter Bank
 - Filter Bank Market Share for 2Q CY2018 Result & CY2018 Forecast
 - Filter Bank Market Share Breakdown per Product Type
- (6) Duplexer Bank
 - Duplexer Bank Market Share for 2Q CY2018 Result & CY2018 Forecast
 - Duplexer Bank Market Share Breakdown per Product Type
- (7) Multiplexer
 - Multiplexer Market Share for 2Q CY2018 Result & CY2018 Forecast
 - Multiplexer Market Share Breakdown per Product Type

2. Antenna Switches
 - (1) Antenna Switch Market Share for 2Q CY2018 Result & CY2018 Forecast
 - Antenna Switch for Main RF
 - Antenna Switch for Main RF =>SP7T
 - (2) Quarterly Antenna Switch for Main RF Market Share Breakdown per Product Type
 - (3) Annual Antenna Switch for Main RF Market Share Breakdown per Product Type
 - (4) Quarterly Antenna Switch for Diversity Market Share Breakdown per Product Type
 - (5) Annual Antenna Switch for Diversity Market Share Breakdown per Product Type
 - (6) Antenna Switch Supply chain
3. Power Amplifier Module
 - (1) PAM Market Share for 2Q CY2018 Result & CY2018 Forecast
 - (2) 3G/4G PAM Market Share for 2Q CY2018 Result & CY2018 Forecast
 - (3) UMTS PAM Supply chain
 - (4) M/M PAM Type & Supply Chain

- (5) M/M PAM Market Share for 2Q CY2018 Result & CY2018 Forecast
- (6) M/M PA Shipment Breakdown per Manufacturer
- (7) Quarterly PAM Market Share Breakdown per Product Type
- (8) Annual Power Amplifier Module Market Share Breakdown per Product Type
4. Duplexers
 - (1) Duplexer Market Share for 2Q CY2018 Result & CY2018 Forecast
 - (2) Duplexer Supply chain
 - (3) Quarterly Duplexer Market Share Breakdown per Product Type
 - (4) Annual Duplexer Market Share Breakdown per Product Type
5. Band Pass Filters
 - (1) BPF Market Share for 2Q CY2018 Result & CY2018 Forecast
 - (2) BPF Market Share history by Product Type: SAW & BAW
6. TCXOs
 - (1) TCXO Market Share for 2Q CY2018 Result & CY2018 Forecast
 - (2) TCXO Market Share Breakdown per Product Type
 - (3) TCXO Supply chain

PHASE 5. Hot Products Teardown

1. NEW iPhone XS/XR
 - ①RF Components and Modules in iPhone XS/XR
 - ② iPhone Xs Japan Model A2098
 - High-end iPhone with OLED Display -
 - ③ iPhone XR Japan Model A2106
 - Low-end iPhone with LCD Display -
2. NB-IOT Module
 - ①Cellular IOT vs Non Cellular IOT
 - ②Cellular LPWA Status by Main Operators
 - ③Frequency Bands for NB-IOT
 - ④Outline of NB-IOT Modules in This Report
 - ⑤Quectel BC95-B5
 - Single band NB-IOT Module with HiSilicon Chipset-
 - ⑥CMCC M5310
 - Single band NB-IOT Module with HiSilicon Chipset-
 - ⑦ZTE We Link ME3612 C1C
 - Multi-band NB-IOT Module with Qualcomm Chipset-
 - ⑧SIMCOM SIM7000E
 - Multi-band/Multi-mode IOT Module with Qualcomm Chipset-

F A X 申 込 用 紙

有限会社ナビアン 行き

Fax : 03-5303-1304

(Tel:03-5303-1303)

- 「RF Devices/Modules For Cellular Terminal Quarterly Market Report」
を下記の通り申し込みます。

Report Title	価格	数量
■RF Devices/Modules For Cellular Terminal Quarterly Market Report Q2 2018 -CD-ROM-	150,000 円(消費税別)	
■年間購読 (四半期レポート 4 回分)	_____ 年 第 _____ 四半期レポート から ※記入例 2018 第 2 半期レポートから	498,000 円(消費税別)

※上記費用はローカルライセンスを対象としています。

※連結企業の総従業員数が 10,000 人以上の企業様では、国内の事業部門内又は部署内(子会社の場合は企業単位)のご利用に限定させていただきます。

※日本国外のお客様は、168,000 円となります。

<mailto:info@navian.co.jp> 又は お電話 03-5303-1303

日 付	年 月 日		
社 名			
所 属			
役 職		氏 名	印
E - m a i l	@		
住 所	〒 -		
電 話		F A X	

※電子メールアドレスは、Gmail や YAHOO メールなどのフリーメール以外のメールアドレスをご記入下さい。

- 本レポートに対するご意見・ご要望などございましたら、下記にご記入ください。
