

Navian Marketing Report

RF Devices/Modules For Cellular Terminal

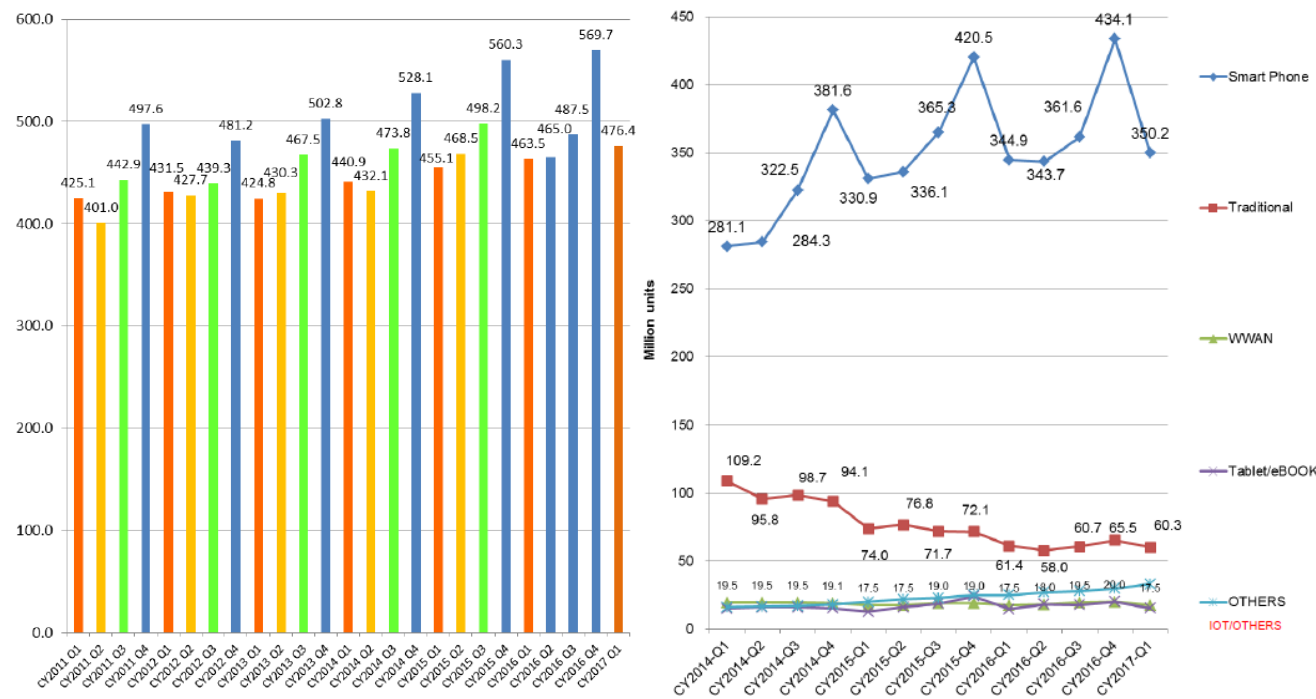
Quarterly Market Report Q1 2017

2017年8月25日発行

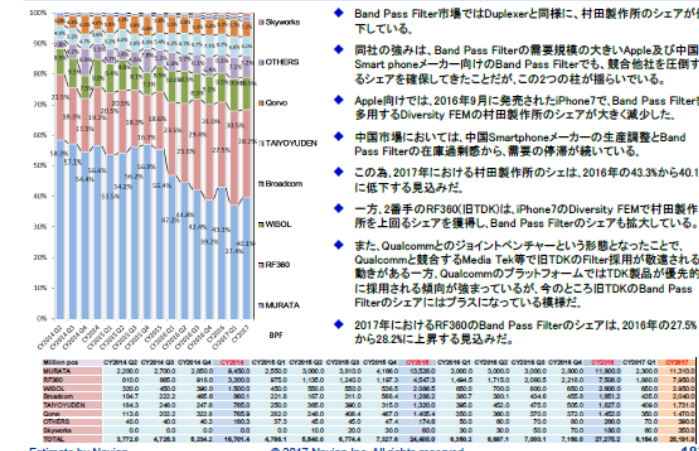
本レポートで対象とする Cellular Terminal 用高周波部品・モジュール

- ① Front end Module (ASM・RX Module・TX Module・PAiD・FEMiD・All-in-One FEM・PAMiD・FILTER BANK・Duplexer Bank・Multiplexer・A-Multiplexer)
- ② Antenna Switch (Main RF/Diversity) Power Amplifier Module
- ④ Duplexer
- ⑤ Band Pass Filter
- ⑥ TCXO

Cellular Terminal の製品タイプ別及び規格別出荷構成比 四半期推移



BPF Market Share for 1Q CY2017 Result & CY2017 Forecast



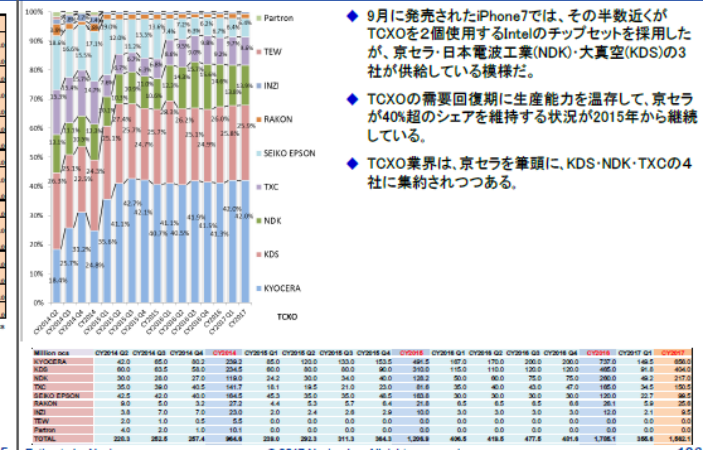
Filter(Duplexe & BPF) Suppliers Outline

Filter vendor	Technology				Capacity	Main Customers	Notes
	SAW	TC-SAW	BAW	OTHERS			
MURATA	●	●	-	HP	SAW 2500	China/SAMSUNG/Apple	HP採用も豊富にPAMiDシェアの拡大に注目。
Broadcom	-	-	●	-	SAW 800	Apple/SAMSUNG	高帯域はHigh-bandとLow-bandでの優位性確保。
RFMD (TDKQualcomm)	●	●	-	-	SAW 1000 BAW 100	China/SAMSUNG/Gyworks	FEMiD/Qualcommと協業するが、他のプラットフォームメーカーは参入中。
TAYOUYUEN	●	●	-	-	SAW 450 BAW 50	China	FEMiD向けの需要が拡大する一方、ディスプレイ向けメインの業務。
WISOL	●	▲	-	-	SAW 450	SAMSUNG/China	SAMSUNG案件の急増は変わらず、技術力向上が急務。
Gorvo	●	●	-	-	SAW 50 BAW 200	Apple/China	高帯域は増強が急務、顧客層で技術を生かす必要がある。
Skyworks	●	●	-	-	SAW 350 BAW 100	Apple/SAMSUNG	旧PanasonicのSAW事業への投資拡大、BAW開発中。
KYOCERA	●	●	-	-	SAW 100	China/MOTOROLA	独自の技術のTC-SAWによるBand-21の製品に成功、高帯域に特長。

BPF Market Share Breakdown per Product Type

Product Type	Q1 2014	Q2 2014	Q3 2014	Q4 2014	Q1 2015	Q2 2015	Q3 2015	Q4 2015	Q1 2016	Q2 2016	Q3 2016	Q4 2016	Q1 2017
Smart Phone	281.1	322.5	381.6	330.9	336.1	365.3	420.5	344.9	361.6	343.7	361.6	434.1	350.2
Traditional	109.2	95.8	98.7	94.1	74.0	76.8	72.1	61.4	60.7	65.5	60.3	60.3	60.3
WWAN	19.5	19.5	19.1	17.5	17.5	19.0	17.5	18.0	19.5	20.0	17.5	17.5	17.5
Tablet/eBOOK	19.5	19.5	19.1	17.5	17.5	19.0	17.5	18.0	19.5	20.0	17.5	17.5	17.5
OTHERS	19.5	19.5	19.1	17.5	17.5	19.0	17.5	18.0	19.5	20.0	17.5	17.5	17.5
IOT/OTHERS	19.5	19.5	19.1	17.5	17.5	19.0	17.5	18.0	19.5	20.0	17.5	17.5	17.5

TCXO Market Share for 1Q CY2017 Result & CY2017 Forecast



●お申し込みは同封の FAX 申し込み用紙又は電子メール・お電話にて承ります。

●内容等のお問い合わせは下記担当まで、お気軽にお申し付けください。

■資料発刊要領

RF Devices/Modules For Cellular Terminal Quarterly Market Report Q1 2017
-CD-ROM (PDF file)-

○発刊日 2017年8月25日

○資料体裁 A4版 フルカラー 224スライド CD-ROM(PDF file) ※印刷物は付属いたしません
PDF file of report/Excel data/JPEG files of Teardown photos

○価格 150,000円(税別) ※168,000JPN for international customers

※年四回分のお申し込みの場合は 498,000円(税別)

※上記費用はローカルライセンスを対象としています。

※連結企業の総従業員数が10,000人以上の企業様では、国内の事業部門内又は部署内(子会社の場合は企業単位)のご利用に限定させていただきます。

■お問い合わせ・お申し込み先
有限会社 ナビアン
担当: 安藤 嘉泰 andoh@navian.co.jp
〒167-0041 東京都杉並区善福寺 2-18-2
TEL 03-5303-1303 FAX 03-5303-1304
※お支払いは、調査レポートのお届け後、弊社指定口座に現金でお振り込みください(請求書は書籍に同封)

Non-Voice

**e-Book Reader
Tablet PC**

**WWAN Terminal
Adapter**

Embedded Module

Voice

Smart Phone

**Traditional Handset
Mobile Phone**

Fixed Wireless Terminal

PHASE 1. CELLULAR TERMINAL SHIPMENT AND UPDATE

1. Cellular Terminal Quarterly Shipment History
2. Cellular Terminal Quarterly Shipment by Product Type
3. Cellular Terminal Quarterly Shipment by Standard
4. Cellular Terminal Annual Shipment
5. Annual Shipment History CY2000-CY2017
6. Annual Cellular Terminal Shipment Trend by Product Type
7. Annual Cellular Terminal Shipment Trend by Cellular Standard

PHASE 2. SHIPMENT AND STATUS OF CELLULAR TERMINAL KEY MANUFACTURER

1. Cellular Terminal Shipment by Maker & Product Type 1Q 2014-1Q2017
2. Cellular Terminal Shipment by Maker & Cellular Standard 1Q 2014-1Q2017
3. Annual Cellular Terminal Market Share Trend
 - (1) Cellular Terminal Shipment by Manufacturer & Product Type CY2014-CY2017
 - (2) Cellular Terminal Shipment by Manufacturer & Cellular Standard CY2014-CY2017
4. RF Platform Market Share by Cellular Terminal Manufacturer
 - (1) UMTS RF Platform Market Share by Cellular Terminal Manufacturer

Quarterly data: 1Q 2014-1Q2017

Annual data: CY2013-CY2017
 - (2) UMTS RF Platform Market Share by Cellular Terminal Manufacturer

Quarterly data: 1Q 2014-1Q2017

Annual data: CY2013-CY2017

PHASE 3. RF Devices / Modules For Cellular Market Trend

1. Front End Modules
 - (1) Quarterly Front End Module Market Trend
 - (2) Annual Front End Module Market Trend by Product
 - (3) Detailed Data of Front End Module Marke
 - (4) 1Q2017 : Front End Module Market Size & Trend by Product
 - ①Antenna Switch Module
 - ②RX Module
 - ③TX Module
 - ④FEMiD
 - ⑤All-in-One FEM

- ⑥PAMiD
- ⑦PAiD
- ⑧Filter Bank
- ⑨Duplexer Bank
- ⑩Multiplexer (Quadplexer/Hexaplexer)
- ⑪Antenna –Multiplexer
2. Antenna Switches
 - (1) Antenna Switch Market Size in 1Q2017
 - Antenna Switch TOTAL Market Size
 - Antenna Switch for Main RF Market Size by Throw Count
 - Antenna Switch for Main RF Market Size by Substrate
 - Antenna Switch for Diversity Market Size by Substrate
 - (2) Quarterly Detailed Data of Antenna Switches
 - (3) Annual Market Size of Antenna Switch in CY2017
 - Market Forecast of Antenna Switch
 - Market Forecast of Antenna Switch for Main RF by Throw Count
 - Market Forecast of Antenna Switch for Main RF by Substrate
 - Market Forecast of Antenna Switch for Diversity by Substrate
 - (4) Annual Detailed Data of Antenna Switch Market
3. Power Amplifier Module
 - (1) Power Amplifier Module Market Size in 1Q2017
 - (2) Annual Market Size of Power Amplifier Module by Product Type in CY2017
 - (3) Annual Detailed Data of Power Amplifier Module Market
4. Duplexers
 - (1) Duplexer Market Size in 1Q2017
 - (2) Annual Market Size of Duplexer by Band in CY2017
 - (3) Annual Detailed Data of Duplexer Market
5. Band Pass Filters
 - (1) Band Pass Filter Market Size in 1Q2017
 - (2) Annual Market Size of Band Pass Filter in CY2017
6. TCXOs
 - (1) TCXO Market Size in 1Q2017
 - (2) Annual Market Size of TCXO in CY2017

PHASE 4. RF COMPONENT/MODULE KEY MANUFACTURER TRENDS

1. Front End Modules
 - (1) Antenna Switch Module
 - ASM Market Share for Q2 CY2017 Result & CY2017 Forecast
 - ASM Market Share Breakdown per Product Type
 - (2) RX Module

- RX Module Market Share for 1Q CY2017 Result & CY2017 Forecast
 - RX Module Market Share Breakdown per Product Type
- (3) TX Module
 - TX Module Market Share for 1Q CY2017 Result & CY2017 Forecast
 - TX Module Market Share Breakdown per Product Type
- (4) FEMiD
 - FEMiD Market Share for 1Q CY2017 Result & CY2017 Forecast
 - FEMiD Market Share Breakdown per Product Type
- (5) PAiD
 - PAiD Market Share for 1Q CY2017 Result & CY2017 Forecast
 - PAiD Market Share Breakdown per Product Type
- (6) Filter Bank
 - Filter Bank Market Share for 1Q CY2017 Result & CY2017 Forecast
 - Filter Bank Market Share Breakdown per Product Type
- (6) Duplexer Bank
 - Duplexer Bank Market Share for 1Q CY2017 Result & CY2017 Forecast
 - Duplexer Bank Market Share Breakdown per Product Type
- (7) Multiplexer
 - Multiplexer Market Share for 1Q CY2017 Result & CY2017 Forecast
 - Multiplexer Market Share Breakdown per Product Type

2. Antenna Switches
 - (1) Antenna Switch Market Share for 1Q CY2017 Result & CY2017 Forecast
 - Antenna Switch for Main RF
 - Antenna Switch for Main RF =>SP7T
 - (2) Quarterly Antenna Switch for Main RF Market Share Breakdown per Product Type
 - (3) Annual Antenna Switch for Main RF Market Share Breakdown per Product Type
 - (4) Quarterly Antenna Switch for Diversity Market Share Breakdown per Product Type
 - (5) Annual Antenna Switch for Diversity Market Share Breakdown per Product Type
 - (6) Antenna Switch Supply chain
3. Power Amplifier Module
 - (1) PAM Market Share for 1Q CY2017 Result & CY2017 Forecast
 - (2) 3G/4G PAM Market Share for 1Q CY2017 Result & CY2017 Forecast
 - (3) UMTS PAM Supply chain
 - (4) M/M PAM Type & Supply Chain

- (5) M/M PAM Market Share for 1Q CY2017 Result & CY2017 Forecast
- (6) M/M PA Shipment Breakdown per Manufacturer
- (7) Quarterly PAM Market Share Breakdown per Product Type
- (8) Annual Power Amplifier Module Market Share Breakdown per Product Type
4. Duplexers
 - (1) Duplexer Market Share for 1Q CY2017 Result & CY2017 Forecast
 - (2) Duplexer Supply chain
 - (3) Quarterly Duplexer Market Share Breakdown per Product Type
 - (4) Annual Duplexer Market Share Breakdown per Product Type
5. Band Pass Filters
 - (1) BPF Market Share for 1Q CY2017 Result & CY2017 Forecast
 - (2) BPF Market Share history by Product Type: SAW & BAW
6. TCXOs
 - (1) TCXO Market Share for 1Q CY2017 Result & CY2017 Forecast
 - (2) TCXO Market Share Breakdown per Product Type
 - (3) TCXO Supply chain

PHASE 5. Hot Products Teardown

1. Teardown Summary
 - Product outline: Product type/Release date/price/Network
 - RF Components / Modules usage
2. docomo N-01J
 - Mobile router compatible with 4x4 MIMO for Band-42-
3. GALAXY S8 SM-G950FD
 - Latest SAMSUNG Premium High-end Smartphone-
4. OPPO R9s
 - Most Popular Product of OPPO-
5. OPPO A57
 - Middle Range Smartphone of OPPO -

F A X 申 込 用 紙

有限会社ナビアン 行き

Fax : 03-5303-1304

(Tel:03-5303-1303)

- 「RF Devices/Modules For Cellular Terminal Quarterly Market Report」
を下記の通り申し込みます。

Report Title	価格	数量
■RF Devices/Modules For Cellular Terminal Quarterly Market Report Q1 2017 -CD-ROM-	150,000 円(消費税別)	
■年間購読 (四半期レポート4回分)	_____年 第 _____ 四半期レポート から ※記入例 2017 第 1 半期レポートから	498,000 円(消費税別)

※上記費用はローカルライセンスを対象としています。

※連結企業の総従業員数が 10,000 人以上の企業様では、国内の事業部門内又は部署内(子会社の場合は企業単位)のご利用に限定させていただきます。

※日本国外のお客様は、168,000 円となります。

<mailto:info@navian.co.jp> 又は お電話 03-5303-1303

日 付	年		月	日
社 名				
所 属				
役 職		氏 名		印
E - m a i l	@			
住 所	〒 _____			
電 話		F A X		

※電子メールアドレスは、Gmail や YAHOO メールなどのフリーメール以外のメールアドレスをご記入下さい。

- 本レポートに対するご意見・ご要望などございましたら、下記にご記入ください。
